

BRUSHLESS DC PLANETARY GEAR MOTOR DM-24RPBL2418

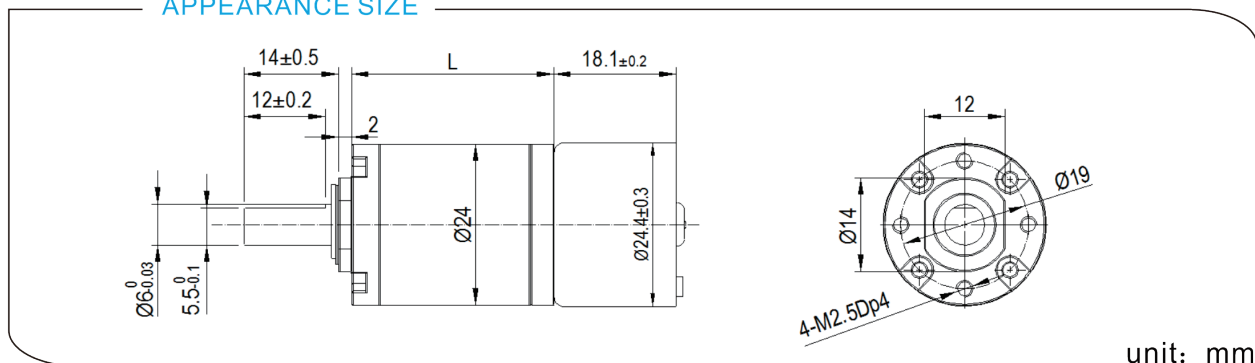
典型应用/Typical applications :

自动快锁门、装订机、自动电视架、点钞机、聚光灯、卫生纸机、
办公设备、家用电器、自动执行机构

Auto shutter, binding machine, automatic TV rack, money counter,
spotlight, tissue machine, office equipments, household appliances,
automatic actuator



APPEARANCE SIZE



齿轮箱参数/Gearbox Data:

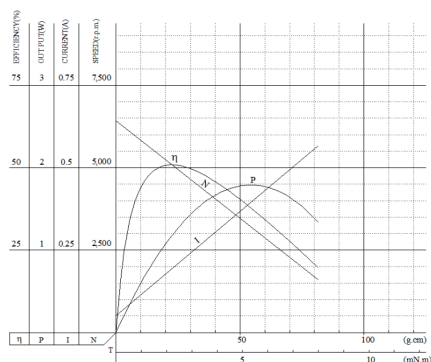
级数 Number of stages	1	2	3	4	5
减数比 Reduction Ratio i	4、4.75	16、22.5	64、107	256、361、509	1024、2418
齿轮箱长度 Gearbox Length L (mm)	16.2	20.8	25.4	30	34.6
破坏扭力 Breaking Torque(kgf.cm)	2	3	4	5	5
齿轮箱效率 Gearbox Efficiency η	90%	81%	73%	65%	59%

电机参数/Driving Motor Data:

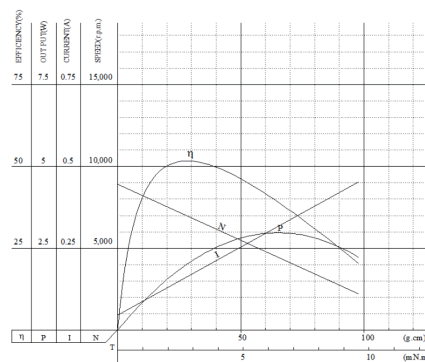
DC Motor Model	Rated	No Load			Max Efficiency Load			Stall	
	电压	电流	转速	电流	转速 (nm)	扭矩 (tm)	功率	扭矩	电流
	Volt.	Current	Speed	Current	Speed	Torque	P.out	Torque	Current
	V	mA	r/min	mA	r/min	gf.cm	W	gf.cm	mA
DM-BL2418-006-7000	6	≤170	7000	≤660	5800	29	1.7	≥140	≥2000
DM-BL2418-012-6500	12	≤60	6500	≤240	5100	22	1.1	≥100	≥700
DM-BL2418-024-9000	24	≤55	9000	≤200	7000	28	2.0	≥130	≥550

曲线图/Curve Chart:

MODEL: DM-BL2418-0126500



MODEL: DM-BL2418-0129000



电机参数仅供参考, 请以实际样板为准; 可以依据客户要求定制参数。

The motor parameters are for reference only, please refer to real measured data;

We can customize parameters according to customer requirements.

减数电机输出转速=直流电机输出转速/齿轮箱减数比; 减数电机输出扭矩=直流电机输出扭矩*齿轮箱减数比*齿轮箱传动效率。

Gear Motor Output Speed=DC Motor Speed/Gear Ratio (n=n_m/i)

Gear Motor Output Torque=DC Motor Torque*Gear Ratio*Gearbox Efficiency. (t=t_m*i*η)