

BRUSHLESS DC PLANETARY GEAR MOTOR DM-28RPBL2838

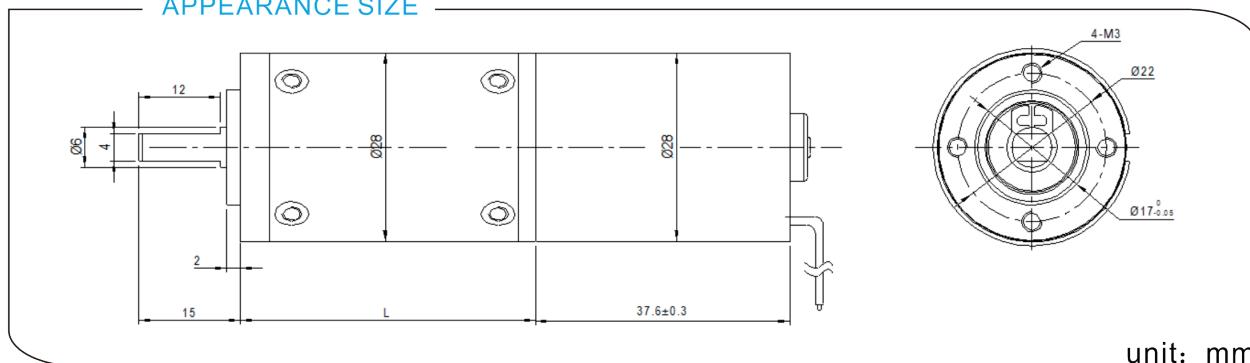
典型应用/Typical applications :

自动快锁门、装订机、自动电视架、点钞机、聚光灯、卫生纸机、
办公设备、家用电器、自动执行机构

Auto shutter, binding machine, automatic TV rack, money counter,
spotlight, tissue machine, office equipments, household appliances,
automatic actuator



APPEARANCE SIZE



unit: mm

齿轮箱参数/Gearbox Data:

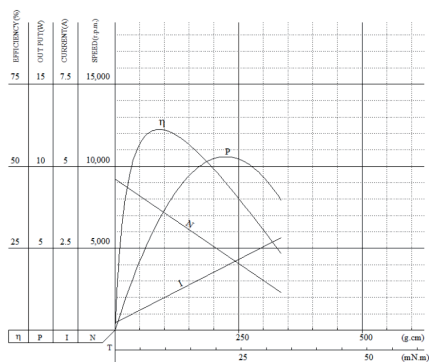
级数 Number of stages	1	2	3	4
减数比 Reduction Ratio i	3.7、5.2	14、19、27	51、71、100、139	189、264、369 515、721
齿轮箱长度 Gearbox Length L (mm)	27.5	35.7	43.9	52.1
破坏扭力 Breaking Torque(kgf.cm)	6	10	20	40
齿轮箱效率 Gearbox Efficiency η	90%	81%	73%	65%

电机参数/Driving Motor Data:

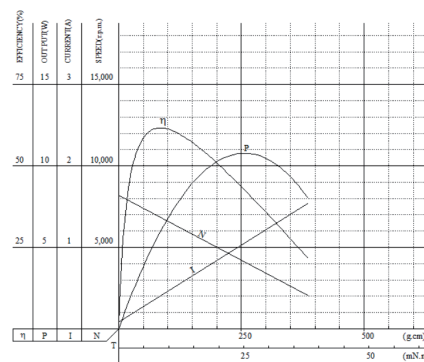
DC Motor Model	Rated	No Load			Max Efficiency Load			Stall	
	电压	电流	转速	电流	转速 (nm)	扭矩	功率	扭矩	电流
	Volt.	Current	Speed	Current	Speed	Torque	P.out	Torque	Current
	V	mA	r/min	mA	r/min	gf.cm	W	gf.cm	mA
DM-BL2838-07.4-5500	7.4	≤290	5500	≤1200	4300	84	3.7	≥440	≥3300
DM-BL2838-012-9000	12	≤350	9000	≤1350	7300	89	3.1	≥440	≥3600
DM-BL2838-024-8000	24	≤120	8000	≤600	6800	87	5.3	≥510	≥2000

曲线图/Curve Chart:

MODEL: DM-BL2838-0129000



MODEL: DM-BL2838-0248000



电机参数仅供参考, 请以实际样板为准; 可以依据客户要求定制参数。

The motor parameters are for reference only, please refer to real measured data;

We can customize parameters according to customer requirements.

减数电机输出转速=直流电机输出转速/齿轮箱减数比; 减数电机输出扭矩=直流电机输出扭矩*齿轮箱减数比*齿轮箱传动效率。

Gear Motor Output Speed=DC Motor Speed/Gear Ratio (n=n_m/i)

Gear Motor Output Torque=DC Motor Torque*Gear Ratio*Gearbox Efficiency. (t=t_m*i*η)